

Use Our FREE Tool to Scan for HIPAA and Meaningful Use Security Compliance Risks

Did you know that nearly half of all **data breaches** now occur in healthcare? That **attacks by hackers** on providers are up more than 100% since 2010? That a typical breach of patient data costs **\$6.5 million** in liability and enforcement fines?

Now, you can take a snapshot of your network security and compliance risks through a **FREE** scanning tool offered by Worry Free Solutions, in partnership with 4Medcompliance and eGestalt Technologies. This free tool will scan your network to identify security risks and vulnerabilities hackers could exploit to steal data. It also includes a powerful risk analysis tool, all at no cost to you.

If the results surprise or disturb you, Worry Free Solutions can help. Talk to your representative about affordable options for compliance scanning, risk analysis, and remediation. Don't hope for the best while hackers prowl for patient data, putting you at major risk for lawsuits, fines, and other penalties. Take advantage of this free tool today!

Have questions? Contact your Worry Free Solutions representative. You can also email info@worryfreesolutions.net or call 714-262-3899.



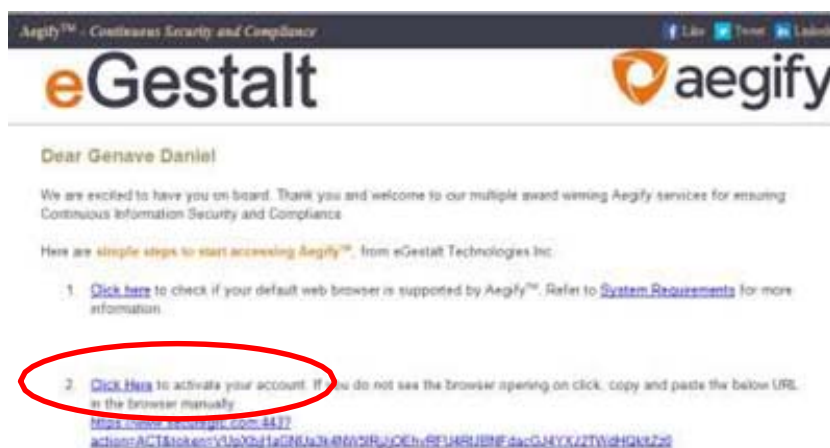
The free HIPAA compliance scanning tool is easy to install and run, for a document to walk through the setup [click here](#).

To get started, simply visit http://bit.do/wfs_scan

On the registration page, be sure to select the Aegify Scanner + HIPAA/HITECH Compliance for Covered Entities option.



You will receive an email confirming the registration and inviting you to log in to the tool.



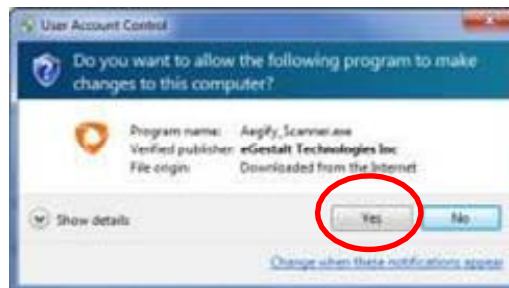
Finish setting up your account by entering a password and a security question. Then accept the terms.



Install the tool by clicking on the box. Note that depending on your internet connection speed, the tool may take some time to download, as the file is about 69 megabytes. When the download is finished, click on the icon to install the scanning tool.



Your computer may ask you to confirm that you wish to install. Click on Yes to continue.



When the installation is complete, the tool will ask you to log in to continue. Enter the information you provided during registration.



The tool will then confirm that you have enough available memory, up-to-date Microsoft .Net Framework software, and the required port access. The tool will check the first two requirements automatically. The vast majority of users will also meet the port requirement. If you are unsure, simply check the box and proceed. The tool will not do any harm to your system if the port is actually blocked by a firewall.



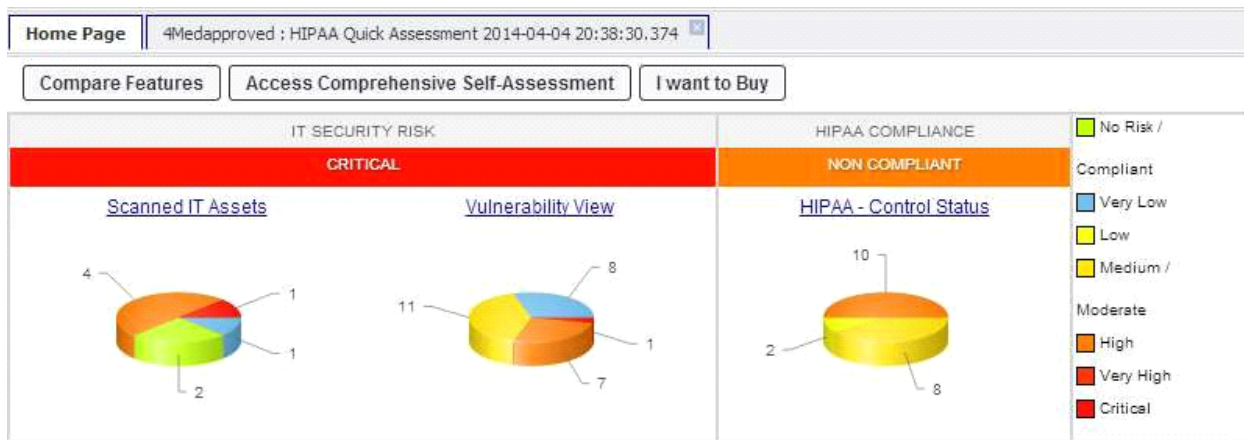
Next, accept the terms and installation location, and the scanning tool will install. When prompted, click Finish Installation to begin the scan. Note that the scan requires about 30 minutes to complete. The tool will minimize to your system tray and provide occasional updates. The computer running the scan will typically run more slowly during the scanning process.

When the tool has finished its work, you will receive an email with a quick summary of results, like those below.

Scheduled security scan on your network has been completed successfully at 04/04/2014 14:57:10 CDT. Below is the summary of this scan:

Total Hosts	8
New Hosts Discovered	8
Total Software Assets	47
New Software Assets Discovered	17
Total Vulnerabilities	27
Total Vulnerable Assets	6
Total HIPAA Controls failed	0

For a fuller description of the results, log in to the account you set up at the beginning of the process, by clicking on the link at the bottom of the email. You will see results similar to these.



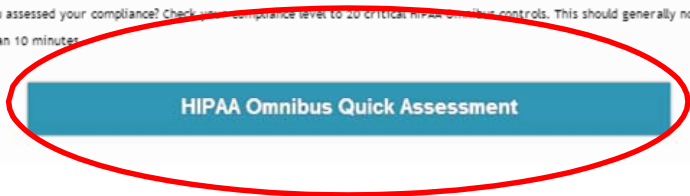
Note that these results provide only a snapshot of compliance because the free tool runs for 30 minutes. A longer, more comprehensive scan would likely identify many other security risks.

You can also access the risk analysis tool from this screen, by clicking on the part of the control panel shown below.

Quickly Self-assess your Omnibus ready HIPAA compliance status

Covered entities and business associates are required to come into full compliance with the [HIPAA Omnibus Rule](#) by September 23, 2013.

Have you assessed your compliance? Check your compliance level to 20 critical HIPAA security controls. This should generally not take more than 10 minutes.



This tool will guide you through an assessment questionnaire, with questions such as the one shown below.



Each question refers to the section of federal regulations that require it. The tool enables you to provide written answers and also upload evidence, where applicable. It also provides access to a comprehensive knowledge base, which offers detailed information on HIPAA compliance.

The free version of this tool includes 20 questions from the full assessment, which includes more than 180 questions. The full assessment tool also generates detailed remediation guidance to assist you and your IT team in fixing the problems required, and it can provide access to more than 50 HIPAA Omnibus Documentation templates that are required by law.

If the results surprise or disturb you, Worry Free Solutions can help. Talk to your representative about affordable options for compliance scanning, risk analysis, and remediation. Don't hope for the best while hackers prowl for patient data, putting you at major risk for lawsuits, fines, and other penalties.

Have questions? Contact your 4Medcompliance representative. You can also email info@worryfreesolutions.net or call 714-262-3899.